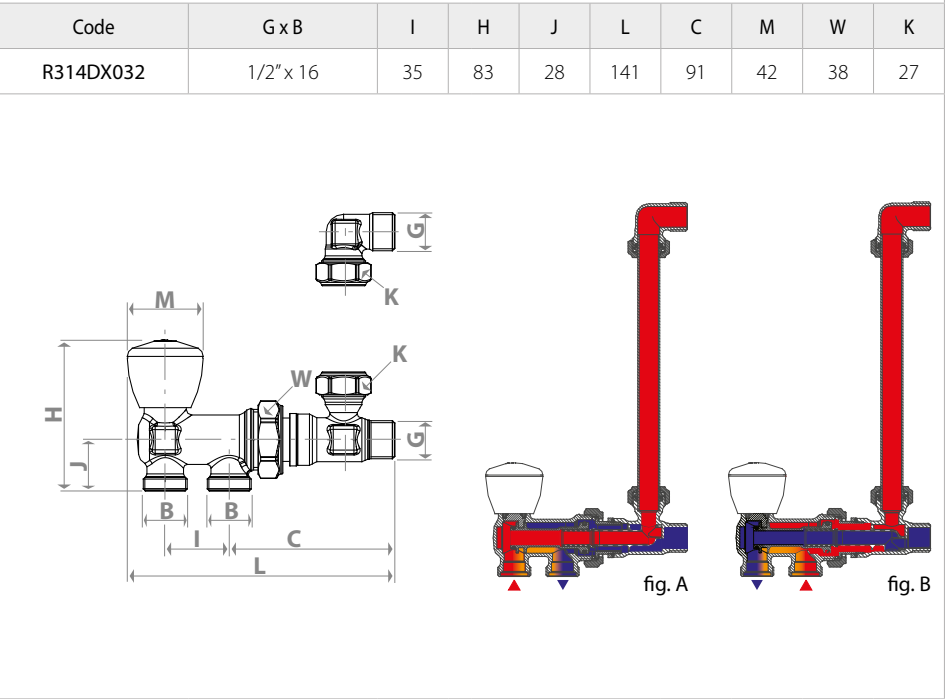


R314DN

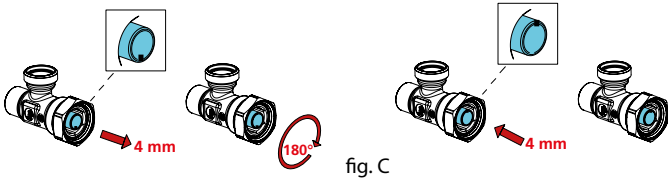


Manual valve and lockshield valve group, brass chrome plated, with connection for copper, plastic or multilayer pipe adaptors. For single-pipe systems. To be completed with R194 chrome plated connection pipe, Ø16 mm. Connection to the system pipes with R178, R178C, R179 or R179AM adaptors.



Layout of the connections

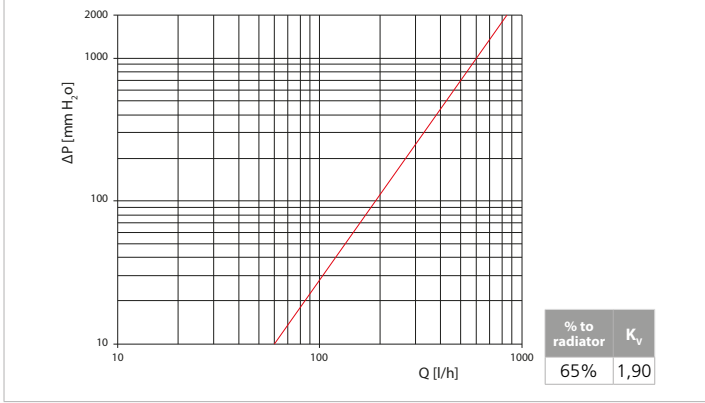
In the standard configuration, the return is near the radiator and the delivery is on the outside (fig.A). If the opposite configuration is necessary (delivery near the radiator and return on the outside - Fig.B), you must intervene on the separation group, with the operations shown in fig.C.



Losses of pressure

R314N

With the valve in the open position, the flow rate to the radiator corresponds to 65% of the total inflow



R314DN

With the valve in the open position, the flow rate to the radiator corresponds to 65% of the total inflow

